



**Model DSSP6004**  
Pedestrian Security Gate

DaoSafe

## FEATURES

- The full height pedestrian security gate device is designed to open individually or work together with full height turnstile to control access at places where needs strict traffic requirement.
- Non locking, key lock and electric locking types are available.
- Support to integrate with any kind of third-party access control system.
- It is suitable for both indoor and outdoor applications.
- Right or left hand swing directions.
- The body is made of brushed stainless steel, which is anti-rust, durable, and good looking.
- Easy installation and maintain.
- 3 years free warranty.

High Quality

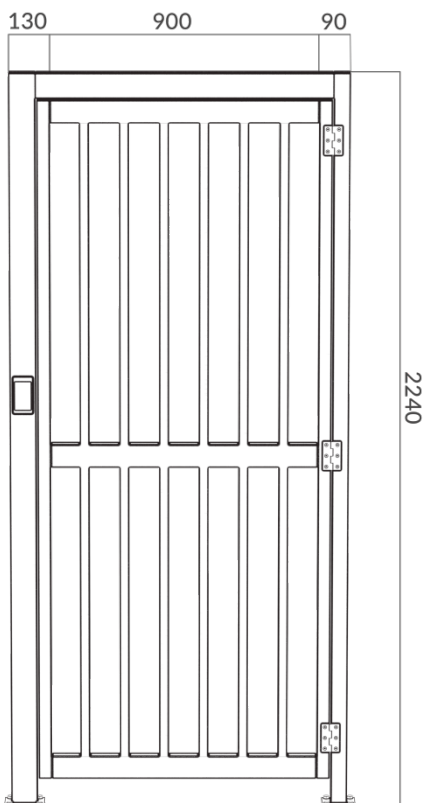
High Security

High Stability

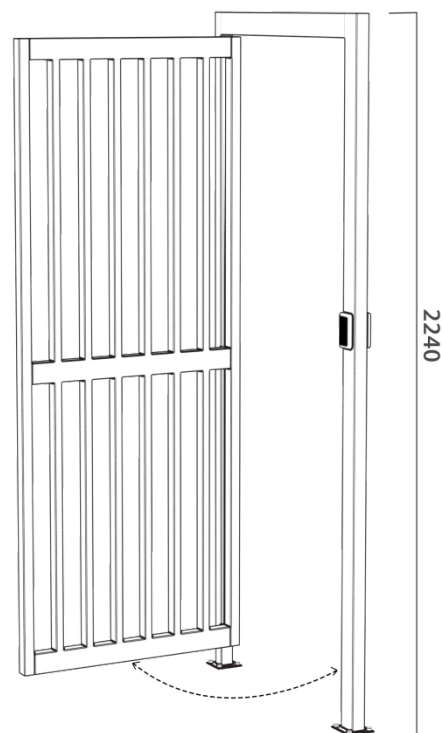
Model No.	DSSP6004
Brand	Daosafe
Type	Pedestrian gate
Framework Material	304 Full stainless steel
Dimension	1120 * 2240mm
Passage Width	900mm (Standard)
Weight	65kg/pcs
Power Supply	AC220V/110V, 50/60Hz
Operation Voltage	24V DC
Power Consumption	20W
Operation Temperature	-15 °C - 60 °C
Operation Humidity	0 ~ 95% (No freeze)
Working Environment	Indoor / Outdoor
Standard Opening	90 Degrees
Drive Unit	Manual, magnetic lock or automatic motor drive
Working Environment	Indoor/Outdoor use

## DIMENSION

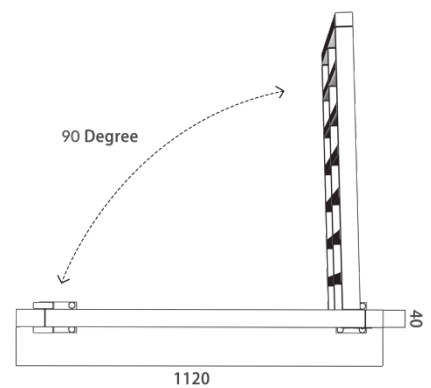
Front View



Lateral View

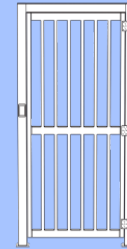


Top View




# Combination Solutions

## 01. Working with railings



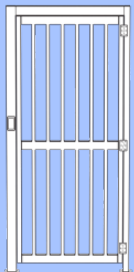
&



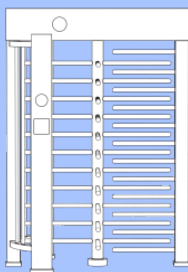
Matching with DSSP6002H railings is an easy and economic access solution to meet the demands of width and height of places' security needs.

DaoSafe

## 02. Working with full height turnstiles



&



DSSP6004 security pedestrian gate is always in conjunction with full height turnstiles, it's the most common and perfect combination way that solve the problem of controlling access of package delivery, carts, handicapped, etc.



DaoSafe

# Integration Solutions



## Manual Key Lock

No software include, use keys to open manually. It's a cost-effective solution to control traffic.

## Electronic Lock (Manual type)

Electronic lock can be in conjunction with any 3<sup>rd</sup> access controller to entry and exit. One-way manually opening the door.

## Motor Drive (Automatic type)

Two-way to open/close the door, also can integrate with any access control system, such as:

- **Push Button**  
Remote control push button or button on the exit side.
- **RFID Card**  
All kinds of RFID card reader, such as Mifare, Em cards, HID card...
- **Face Recognition**  
Dynamic face recognizes, non-contact and trendy solutions.
- **Other Access Controllers**  
You can also install other access controllers you need according to the sites, like Bar/QR code, biometric device, key fob, wristband, etc.

We don't only offer turnstile gates

We offer full access control system

